

#ThinkLanguages

National Event 2021


Champion Team Handbook

Think Global Act Local
#ThinkLanguages

Index

How it's going to work in 2021	02
The 4 Stages	04
What we will provide	
Before the day	06
On the day	08
What we need from your school	
Before the day	10
On the day	11
#ThinkLanguages Champion Team and Team Lead	12
Ten Top Tips from Last Year's #ThinkLanguages Teams	17
Planning your event	18
Workshop Descriptions and Requirements	24
Competitions and Prizes	28





Languages Connect
promotes the many cultural,
social, personal and career
benefits of foreign language
skills for everyone in Ireland.

Thank you for registering for **#ThinkLanguages 2021** - you will join around 12,000 TY students from all over Ireland in a celebration of languages on **Monday 22nd November 2021!**

This Handbook will help you get the best out of your event and the supports available to you over the coming weeks and months.

How it's going to work in 2021

We've called on TY students, TY coordinators and MFL teachers to manage your own local event with the support of the Languages Connect team. Your school has registered to take part!



Languages Connect have great online support and event management kits to help you and your team plan, promote and run your school event. The kits include posters, fun language fold-outs as well as promotional material such as bunting, merchandise and prizes.

LanguagesConnect.ie/thinklanguages is where you will find regular updates and downloads as well as planners to help you plan your event. **You'll also find the list of workshops and events we are providing on the day - there are lots to choose from!**

#ThinkLanguages Champion Team

We'd like you to appoint a **#ThinkLanguages Champion Team** of TY students and a **#ThinkLanguages Team Lead** (TY Coordinator or MFL Teacher) to help organise your event.

How do you Think Global and Act Local?


- Your school can invite local speakers and businesses to take part and support your event. They may even organise a workshop!
- Why not showcase the languages that are spoken in your school and used in your community? Explore how people use different languages in their lives, workplaces and families.
- Maybe ask the Home Economics students to cook food from different countries and learn some new vocab that way!
- Why not get some former students from your school who now study languages at Third Level to come in and tell you what it's like to study abroad?
- Have you thought about sending TYs into your local Primary to share their language skills with the younger children? You could include this in your preparation for the event or even afterwards to share their experience of #ThinkLanguages.

The 4 Stages

Stage 1

Register your School

“Congrats!” You will join schools from all over Ireland in our national TY event celebrating foreign language skills!



We would encourage you to follow Languages Connect on social media channels for all the latest ideas and updates!

#ThinkLanguages

Stage 4

#ThinkLanguages Champion Team of the Year Awards 2021

There will be a great prize for the winning team. All participating schools can fill in an online form with details of their events and share photos, footage, media coverage, etc. Submission deadline will be Friday 17th December 2021. **Winners will be chosen in January 2022 and prizes awarded at an online ceremony.**

#ThinkLanguages Inspo

For ideas of how **#ThinkLanguages** worked in previous years, check out the Languages Connect website or the Youtube playlist at www.youtube.com/languagesconnect.

Good luck with your event!

Stage 2


Submit your draft plans – Deadline Friday 22nd October

As a registered school you need to choose your **#ThinkLanguages Champion Team** and send us your draft event plan. This will help us put together the kit for your school and offer any extra advice and support you might need. **The link to the form will be shared with Team Leads of all registered schools and made available on languagesconnect.ie**

See pages 18 to 19 of this brochure to help you develop your plan.



The are lots of ideas
on our social channels



Stage 3

The event – Monday 22nd November

An online opening ceremony will kick off the day and festivities. Live workshops will be allocated to some schools based on their submissions.

Online workshops will be available to all registered schools.

What we will provide Before the day

Languages Connect will provide you with support to plan and set up your day. Planners, videos, online workshops and promotional materials will all be provided.

- Our videos from #TL previous years provide inspiration and ideas about what could work well as a local workshop in your school.
- Ideas about who / what might work as part of your local event.
- Recommendations for putting your #ThinkLanguages Champion Team together and the tasks list for each team member.
- Draft event planners that can be edited to fit your needs.
- Ideas for what to research in your community / school / locality to best understand which languages are used by your students / teachers / families / local businesses.
- The opportunity to register your interest in having a live workshop in your school.
- Descriptions of the pre-recorded workshops.
- Promo material e.g. speech bubble photo props, badges, pens, etc will be sent to your school once you have submitted your draft plan. These will add excitement and colour to the events.
- Suggestions of how to combine languages with other talents in your school in a fun and engaging way to add more to your event such as art, cooking, singing, dancing, sport, acting and multi-media.
- Tips on how to promote your event locally – before, during and after the day.



Think Global
Work Opportunities
#ThinkLanguages

Think Improved
Wellbeing
#ThinkLanguages

Think Greater
Life Experiences
#ThinkLanguages

Think Wider
Circle of Friends
#ThinkLanguages

Think Boosting
Life Skills
#ThinkLanguages

Think Understanding
Diversity
#ThinkLanguages

What we will provide On the day

Have fun being one of the many schools throughout Ireland simultaneously taking part in a national celebration of languages on **Monday 22nd November.**

An online opening ceremony will kick off the day. Every school, including yours, can start their event at the same time by watching the opening ceremony. Think about where you would like to view the opening ceremony, it could be in your classroom on a whiteboard, a large screen or tablets.

Subject to COVID-19 guidelines there will be a number of live workshops taking place in schools throughout Ireland.

Live workshops will be allocated by the end of October to some schools based on their submissions. Recorded workshops will be available on the #ThinkLanguages Event Hub website.

A final round-up will finish off the day where we will bring everyone back together to thank you for your involvement and wish you luck in your future language learning journeys.

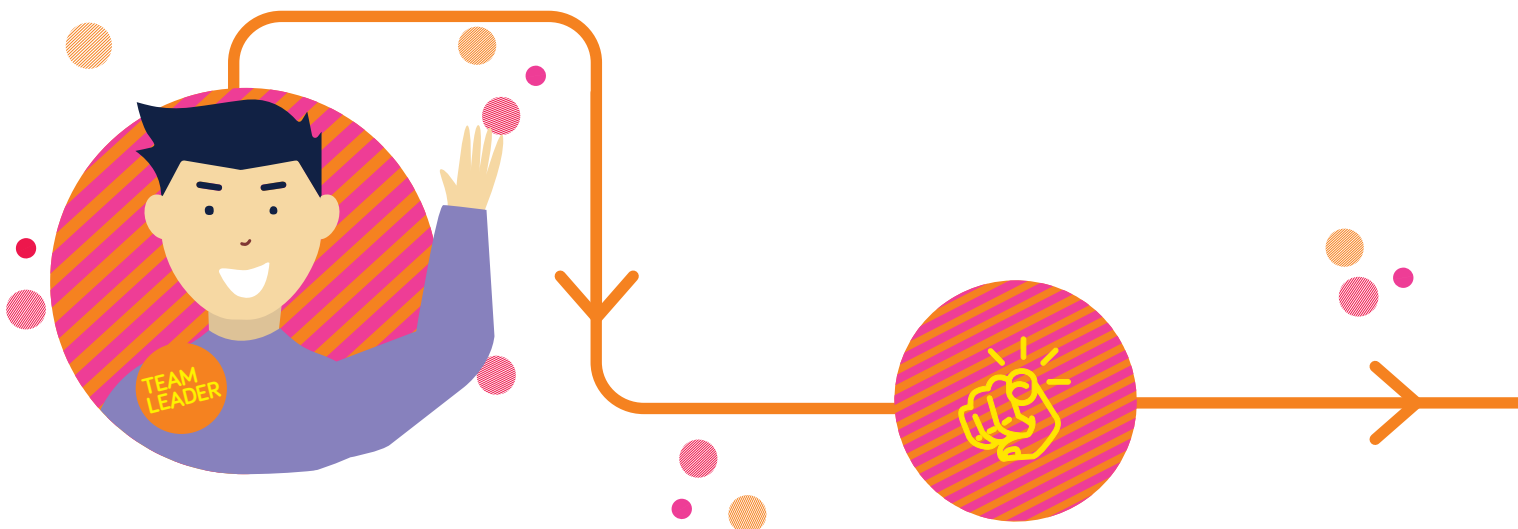




What we need from your school Before the day

Your school's #ThinkLanguages **Team Lead** (teacher/TY coordinator) has registered your school to take part. It is important to submit your **draft event plan by Friday 22nd October.**

- Start with appointing a #ThinkLanguages Champion Team.
- Your #ThinkLanguages Champion Team will need to conduct research on local students, parents, businesses, etc and organise who could speak at your school's event.
- Your team will produce an event plan to include allocated times for the online workshops scheduled in the morning and afternoon. You can fill the remainder of the day with local talks, workshops and activities.
- Your team can promote the event on school, local and regional media channels e.g. school social media, websites, newsletters, local press and radio.

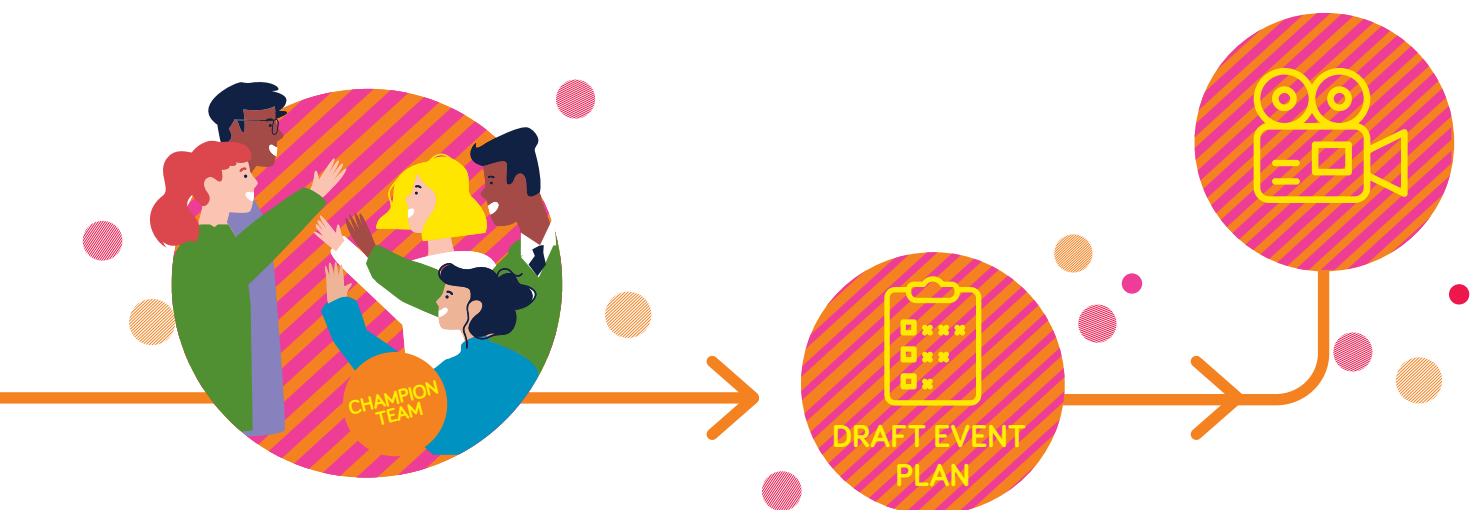


What we need from your school

On the day

Your #ThinkLanguages Champion Team will need to set up the room for the workshops. You will need a large screen or whiteboard so everyone can view the main speakers and videos throughout the day.

- You will need a tailored plan for your school for the day to cater for all students who are taking part.
- Create a positive buzz and excitement in the school surrounding the event.
- Try to include some international food tasting – this could be supported by other students, teachers, parents and local businesses providing food.
- Organise a photographer / videographer to take footage during the day. This could be one of your team using their phone or the school camera. It could even be the local press.



#ThinkLanguages Champion Team and Team Lead

Encourage your fellow students and teachers to volunteer to be part of the school's #ThinkLanguages event.

With the help of the **#ThinkLanguages** Team Lead (Teacher/TY Co-ordinator), the **#ThinkLanguages** Champion Team will conduct research and organise all elements involved in running the event from scheduling to promotion and set-up. There will be all sorts of jobs to do – **so all kinds of talent will be required!**

This is a great way for students to have their ideas brought to life as they help you tailor the event to your school's requirements and facilities. The number of students in your team will depend on the size of your school and the number of attendees.





There are lots of fun roles!

To run a successful event, each of the #ThinkLanguages Champions will need to know their role and responsibility within your team. **We have suggestions for different roles, explaining what is involved, to help you out. Depending on the size of your event, you might need one or more #ThinkLanguages Champion for each role.**

#ThinkLanguages

Champion Team and Team Lead

Research Manager

This role is all about investigating what languages are spoken in your school and local area.



Key elements of this role are gathering information to help plan the event and feedback from all attendees after the event to compile the Award submission. **A starting point for the Research Manager is to find out:**

- If there are multi-lingual students in your school or students with parents who speak other languages.
- If there are any students with parents or family friends who use a foreign language in their job.
- If there are any modern foreign language facilities (universities/ businesses) in your area that could become involved in the event.
- Is there a local Italian/Polish/French restaurant/shop/club that would like to contribute?

Content Manager

This role is about deciding what type of events or workshops you want to include in your event.



Online workshops will be provided by Languages Connect and you may want to add local content to your event. **A starting point for the Content Manager is to find out:**

- Which online workshops do the students in your school want to do. Check out the list and see which ones will suit beginner or intermediate level.
- Are there students/parents/teachers who would be able to put on a live workshop in the school or give a beginner's class in their home language.
- Would teachers of other subjects e.g. Art/Home Ec/PE/Geography attempt a class in another language as part of the event.
- Would a multi-lingual student and/or their parent come to speak about the many benefits of speaking a foreign language.

Scheduling Manager

This role is about planning the day's events and arranging all activities.



Planners will be available to download at languagesconnect.ie/thinklanguages. Your school will have its own timings, content and number of attendees so a detailed timetable and plan will need to be drawn up. **A starting point for the Scheduling Manager is to find out:**

- What time the event will start and end and when are breaks needed.
- How long will each workshop/activity be.
- If different small groups need to be in specific places at certain times for activities/workshops.
- What time outside speakers are available to come to the school or join online.

Promotional Manager

This role is about promoting the event before, during and after the day.



It will involve promoting the event in your school and in the local community as well as getting support from students, teachers, staff and parents. **A starting point for the Promotional Manager is to find out:**

- How to promote the event on the school's communication channels such as the website, social media, newsletter, whatsapp groups.
- Where you can put up posters in the school and local community.
- If the local press or radio will come and visit the school to take photos on the day or beforehand to help promote the benefits of language skills in the community.
- How to generate a buzz and excitement around the event with your fellow TY students and throughout the school?
- Find the draft press release on languagesconnect.ie/thinklanguages and adapt it for information about your school and your event. Make sure to take some nice photos on the day and share them with all the local papers!

#ThinkLanguages

Champion Team and Team Lead

Facilities Manager

This role is about organising the set-up for the day to include rooms and equipment, etc.



The event will need to be run in line with current COVID-19 guidelines. So it's up to the Facilities Manager to know what those guidelines are and make sure everything works within them.

A starting point for the Facilities Manager is to find out:

- The number of attendees and what size room/s they are going to be in.
- If there is a big screen/speaker equipment in the room and if a microphone and stage is needed for local guest speakers.
- The numbers of chairs/tables needed for stands at the event, (if you're planning any stands).
- How your team wants to decorate the room and school, including where posters/bunting will be displayed.

Outreach Manager

This role is about reaching out beyond the school community, supporting others and getting support for your event.



#ThinkLanguages is about acting both within the school and the community. It's up to the Outreach Manager to see if there are any opportunities for getting support for the event from others in the local area. **A starting point for the Outreach Manager is to find out:**

- If there are former students who have studied languages at Third Level or use their languages in their jobs who could come and do a talk in the school or online.
- About local businesses or industries that use languages that could do a talk in the school or online.
- Is there an opportunity for the TYs to reach out to the local primary school as part of their #ThinkLanguages preparation? Would they go and teach some basic language to the pupils in their old school? Maybe do one of their live workshops or share their #ThinkLanguages experience in some way.

Ten Top Tips from Last Year's #ThinkLanguages Teams

- 1 Plan, plan, plan! The more structured your day, the more language filled it can be.
- 2 Have a checklist for the day. Divide students into groups and know what students are doing what workshop at each stage of the day.
- 3 Check out the pre-recorded workshop descriptions and prepare any materials required in advance. Show your students the workshop summaries and have a vote to help you decide what to include in your day.
- 4 Involve your school and local community by reaching out to speakers of other languages and asking them to do a lesson on the basics in their language.
- 5 If you have guest speakers coming to your school, reserve a parking spot for them if possible.
- 6 Keep all your own workshops at 30 minutes so they are easy to coordinate with the pre-recorded workshops provided by Languages Connect.
- 7 Wear comfortable shoes on the day as you could be on the go all day if you have different workshops running simultaneously!
- 8 Enjoy the build up! Have a countdown on school screens to generate interest within the school community.
- 9 Share pictures of your day on Twitter to feel part of something big and to connect with other schools.
- 10 Send photos and some info about your #ThinkLanguages Event to your local paper – they will love having a story from the local school.

More information about workshops, speakers and promotional ideas will be made available on LanguagesConnect.ie/thinklanguagess and on our social channels in the coming weeks.

Planning your Event

Every great event starts with a good plan. With **#ThinkLanguages**, you get to create an event that is best suited to your school and facilities.

Plan the day

We've put together an exciting programme. Keep visiting the LanguagesConnect.ie and social channels for updates.

Your first step is to create a timetable for the day, putting in your chosen workshops. Each workshop lasts 30 minutes. Once you have the core timetable completed, you can start adding your own special school-based activities.

Brainstorm ideas to make your event special.

You could:

- Invite parents or members of the community to talk about the benefits speaking more than one language.
- Have a food tasting event.
- Create fun quizzes and competitions for prizes.
- Explore different music styles.

Add your ideas to the timetable to create the draft plan. This will allow you to allocate tasks to team members.



Gather stories in the school and local community

There are many people in your school and local community who are fluent in more than one language. Your team's Research Manager can ask them to share their life story by speaking at your event or by taking part in a video. **It can be as simple as asking them to answer these three questions.**

1. Who they are.
2. What languages they speak.
3. What is great about speaking more than one language.

Their stories, from great career opportunities to keeping connected to family and friends worldwide, transform the idea of languages from being a school subject into a life-enhancing skill.

Look for support from local businesses

From food to sports, from art to entertainment, global culture is part of our everyday life. Your team's Outreach Manager can ask local businesses who bring global experiences into your local community to support the event. You could ask restaurants and food shops to provide food for food tasting events and shops to provide vouchers for prizes. Try to think of imaginative ways to involve them.

Finalise the plan

The Champion Team review the plan. Decide what you are keeping, what you are changing and what you are dropping. You can draw up a final timetable for the day. Make sure everyone knows what their role is and what will be happening and where it will be happening on the 22nd November. **For example:**

1. Where will you watch the opening event?
2. Where will you host talks?



Planning your Event

Ideas of how to plan your day

You should split your schedule up into 30 minutes sessions – **don't forget to add in breaks and lunch!**

Leave half an hour in the morning for the streamed opening ceremony from Languages Connect.

All workshops – recorded and live should be 30 minutes long.

Any local speakers should speak for approx. 20 minutes leaving time for some Q&A. (You might want 2 people to talk for 10 minutes each).

Live workshops will be allocated by the end of October.



Sample event schedule 1

9.30 – 10.30	Languages Connect Opening Ceremony (streamed nationwide)
10.30 – 11.00	Break and International Snacks
11.30 – 12.00	Workshop 1 Provided by Languages Connect
12.00 – 12.30	Local Business Speaker and Q&A
12.30 – 13.00	Workshop 2 Provided by Languages Connect
13.00 – 14.00	Lunch time
14.30 – 15.00	Workshop 3 Provided by Languages Connect
15.00 – 16.30	International movie time



Sample event schedule 2

9.30 – 10.30	Languages Connect Opening Ceremony (streamed nationwide)
10.30 – 11.00	Break and International Snacks
11.30 – 12.00	Former Students from school talking about their Erasmus experience
12.00 – 12.30	Workshop 1 Provided by Languages Connect
12.30 – 13.00	Workshop 2 Provided by Languages Connect
13.00 – 14.00	Lunch time
14.30 – 15.00	Workshop 3 Provided by Languages Connect
15.00 – 16.00	Languages Kahoot Quiz

Planning your Event

Promote the event

There are lots of exciting ways to promote the event in your school. **Here are some ideas:**

- Putting up posters.
- Handing out leaflets.
- Creating your own radio ad, to be broadcast throughout the school.
- Speaking to classes to tell them about the event.
- Contacting local radio stations and newspapers to get publicity.
- Use the mock-up press release on the Languages Connect website and photos to send to local press. We're sending lots of colourful photo props that can be used - but you might have other colourful ideas for photos too!

Below are some of the items we will supply to help you promote your event.



Poster in English



Poster in Irish



Stickers

Run the event

Create a detailed plan for the day of the event. This should include every part of the day, from attending the online opening ceremony to taking part in workshops and hosting your own activities. Make sure everyone on the team knows what is happening and their role. **For example:**

- Prepare the room beforehand and greet guests when they arrive at the school if you are hosting talks.
- Set-up and test online quizzes.
- Hand out merchandise.
- Take photos and videos to capture the highlights - you can use the photo props we will provide.

Celebrate and enjoy!

As a team, you will have created a special day for your school. It's an opportunity to celebrate the many languages and cultures in your school and your community. Enjoy the experience!

Good luck!



Cut-out Props



Bunting

Online Workshop descriptions and requirements

1. Arabic and Belly Dancing Beginner

Learn some basic phrases, numbers, etc in Arabic while doing an active belly dancing class. PE gear and a bottle of water highly recommended.

Work sheet	PE Gear + Water	Space	Materials
X	✓	✓	X

2. Chinese Art Beginner

Our interdisciplinary artist will help students create a beautiful mini-booklet with 8 Chinese characters, illustrated to help students remember what they mean. There's an introduction in Chinese, snippets of Chinese culture, and students will be shown the pinyin for the 8 characters, so that they know how to pronounce them, as well as what they mean.

Work sheet	PE Gear + Water	Space	Materials
X	X	X	Paper, scissors, paint, brush, pens

3. Chinese language Beginner

A taster class in Chinese language for complete beginners. No worksheets or materials required. Students will come away with some words, phrases and interesting cultural information.

Work sheet	PE Gear + Water	Space	Materials
X	X	X	X

4. Danish and Design Beginner

A combination of design and Danish language for complete beginners. You'll learn about the importance of good design, how that ties in with "hygge" and create a traditional Danish cone for your Christmas tree. Worksheet, scissors and glue are required.

Work sheet	PE Gear + Water	Space	Materials
✓	X	X	Scissors, glue

5. French and Cuisine JC Level French required

This is a combination of home economics and French. The workshop is in French and students will have a recipe at the end of it which they can try out at home. Students need to have done Junior Cycle French to do this workshop.

Work sheet	PE Gear + Water	Space	Materials
✓	X	X	X

6. French and Fashion JC Level French required

This was filmed in Paris and is likely to appeal to anyone interested in fashion. We are invited into the world of haute couture and encouraged to look at clothing, where it comes from and how it can be upcycled. Students need to have done Junior Cycle French and there is an accompanying worksheet, students can even bring in an optional item of clothing for upcycling.

Work sheet	PE Gear + Water	Space	Materials
✓	X	X	Optional – item of clothing for upcycling

These are pre-recorded workshops that are provided from Languages Connect. They are all 30 minutes in duration. Workshops and worksheets will be available on the #ThinkLanguages Hub.

7. French and Natural Beekeeping JC Level French required

Beekeeping has recently become popular with lots of celebrities. This workshop is presented by a French beekeeper and brings together biology and French. Scissors and a worksheet are required, and students will have a French Warré hive at the end of the workshop. Students need to have done Junior Cycle French.

Work sheet	PE Gear + Water	Space	Materials
✓	X	X	Scissors

8. German and Passive Housing JC Level German required

This is a combination of construction studies and German and focuses on passive housing. It is not essential to have done construction studies, but it is essential to have done German for the Junior Cycle. At the end of the workshop, students will understand the concept of passive housing, and have a model to reinforce the concept. A worksheet, scissors and glue or Sellotape are needed.

Work sheet	PE Gear + Water	Space	Materials
✓	X	X	Scissors, glue or Sellotape

9. German Bread JC Level German required

This is filmed in Germany, suitable for students who have done Junior Cycle German, and is an opportunity to find out more about Deutsche Brotkultur, something that is so important for Germans, it is recognized by UNESCO. This workshop combines a variety of topics such as wellbeing, guidance if you're interested in baking as a career, agriculture, and home economics. There is an accompanying worksheet.

Work sheet	PE Gear + Water	Space	Materials
✓	X	X	X

10. German, Kaffee und Kuchen JC Level German required

An Austrian home baker, with a background in hotels and tourism, takes students through the importance of the Wiener Kaffeehauskultur, and shows them how to make Linzerschnitten. Students will come away with snippets of Austrian culture and a recipe to try at home. The Home Economics teacher might even be willing to make it with them later in the week, but not in a 30 minute workshop.

Work sheet	PE Gear + Water	Space	Materials
✓	X	X	X

11. Interpreting with EU Interpreters – General Not specific to one language

This was created by interpreters from the European Commission, the European Parliament and the course director of the only interpreting course in Ireland. It's not language specific and there is no worksheet. It combines guidance with MFL, and can be shown to a group of students who are doing different languages.

Work sheet	PE Gear + Water	Space	Materials
X	X	X	X

12. Interpreting with EU Interpreters – French JC Level French required

This workshop was produced jointly by interpreters from the 3 institutions, the European Commission, the European Parliament and the Court of Justice of the European Union. Students need to have done Junior Cycle French, and a worksheet is required. Interpreting in the EU as a career is fast paced, very varied and well paid.

Work sheet	PE Gear + Water	Space	Materials
✓	X	X	X

Online Workshop descriptions and requirements

13. Interpreting with EU Interpreters – German JC Level German required

This workshop was produced jointly by interpreters from the 3 institutions, the European Commission, the European Parliament and the Court of Justice of the European Union. Students need to have done Junior Cycle German, and a worksheet is required. Interpreting in the EU as a career is fast paced, very varied and well paid.

Work sheet	PE Gear + Water	Space	Materials
✓	X	X	X

14. Interpreting with EU Interpreters – Spanish JC Level Spanish required

This workshop was produced jointly by interpreters from the 3 institutions, the European Commission, the European Parliament and the Court of Justice of the European Union. Students need to have done Junior Cycle Spanish, and a worksheet is required. Interpreting in the EU as a career is fast paced, very varied and well paid.

Work sheet	PE Gear + Water	Space	Materials
✓	X	X	X

15. Interpreting with EU Interpreters – Italian JC Level Italian required

This workshop was produced jointly by interpreters from the 3 institutions, the European Commission, the European Parliament and the Court of Justice of the European Union. Students need to have done Junior Cycle Italian, and a worksheet is required. Interpreting in the EU as a career is fast paced, very varied and well paid.

Work sheet	PE Gear + Water	Space	Materials
✓	X	X	X

16. Irish Sign Language Beginner

Approximately 55,000 people in Ireland communicate using ISL. Step into their world with a taster class in Irish Sign language for complete beginners. There is an accompanying worksheet.

Work sheet	PE Gear + Water	Space	Materials
✓	X	X	X

17. Italian and Cuisine Beginner

Everyone loves Italian food and this recipe is suitable for vegetarians, and can even be made gluten-free. Students will come away with some new Italian words, phrases and gestures, as well as a recipe for trying at home and some insider tips from an Italian chef. There is an accompanying worksheet.

Work sheet	PE Gear + Water	Space	Materials
✓	X	X	X

18. Japanese language Beginner

A taster class in Japanese language for complete beginners. No worksheets or materials required. Students will come away with some words, phrases and interesting cultural information.

Work sheet	PE Gear + Water	Space	Materials
X	X	X	X

19. Languages and Politics

Not specific to one language

Our expert facilitator interviews the head of the European Commission in Ireland and then visits the Department of the Taoiseach to interview the Minister of State for European Affairs. Languages and politics go hand in hand whether it's at national, European or international level. There is an accompanying worksheet.

Work sheet	PE Gear + Water	Space	Materials
✓	X	X	X

20. Modern Greek language

Beginner

A taster class in Modern Greek language for complete beginners. No worksheets or materials required. Students will come away with some words, phrases and interesting cultural information.

Work sheet	PE Gear + Water	Space	Materials
X	X	X	X

21. Polish language

Beginner

A taster class in Polish language for complete beginners. No worksheets or materials required. Students will come away with some words, phrases and interesting cultural information.

Work sheet	PE Gear + Water	Space	Materials
X	X	X	X

22. Portuguese and Capoeira

Beginner

Learn some phrases, numbers, etc in Portuguese while doing an active capoeira class. PE gear, a bottle of water and some space are essential for this workshop

Work sheet	PE Gear + Water	Space	Materials
X	✓	✓	X

23. Russian and ballet

Beginner

Learn some phrases, numbers, etc in Russian, along with interesting cultural information, whilst doing an active ballet class. There are stretches, moves and a mini performance to enjoy at the end to round it off. This workshop is suitable for guys and girls, and features both. PE gear, a bottle of water, a bit of space and a chair to use as a barre are highly recommended.

Work sheet	PE Gear + Water	Space	Materials
X	✓	✓	Chair to use as a barre

24. Spanish and Flamenco

Beginner

It is an active class but also includes some cultural information. PE gear, a bottle of water and a little space are highly recommended.

Work sheet	PE Gear + Water	Space	Materials
X	✓	✓	X

25. Spanish and Football

JC Level Spanish required

This is an active workshop, students will need PE gear, some footballs, cones and space. Cultural information about both Spain and South America is covered in the workshop.

Work sheet	PE Gear + Water	Space	Materials
X	✓	✓	Footballs, cones

26. Spanish and Tapas

JC Level Spanish required

Our presenter interviews a Spanish chef in a Spanish tapas restaurant. There is an accompanying worksheet and the presenter goes behind the scenes to see the chef making several tapas dishes, and finds out lots of cultural information, and useful phrases to try out in a tapas bar near you.

Work sheet	PE Gear + Water	Space	Materials
✓	X	X	X

Competitions and Prizes

National #ThinkLanguages Champion Team 2021

This National Award recognises the great work and effort that the #ThinkLanguages Champion Teams put into their events nationwide. **All schools who take part in #ThinkLanguages and fill out their final submission by Friday 17th December will be eligible to become the National #ThinkLanguages Champion Team 2021.**

The winning school will be informed in January 2022 and have the opportunity to enjoy a full day of live workshops in their school for everyone in TY.

The 2021 winning Champion Team will be chosen based on the #ThinkLanguages themes under the following criteria:

- > **Think Understanding Diversity:** Finding out about languages spoken in your school and community.
- > **Think Improving Well-Being:** Including all TYs in the event and maybe reaching out to other years within the school.
- > **Think Global Work Opportunities:** Organising for current or former students/parents/local community members to offer workshops and talks to share their experiences and language learning journeys.
- > **Think Greater Life Experiences:** Creating enthusiasm about languages throughout the school.
- > **Think Boosting Life Skills:** Promoting the event within the local community.
- > **Think Wider Circle of Friends:** Allowing TY students to promote languages to 6th class pupils.



2020 Winners: Colaiste an Phiarsaigh, Glanmire, Co Cork.

Competition – calling all artists in TY!

Would you like a colourful mural painted on a wall in your school? We would like you to design a 'Welcome Wall' in your school that shows a diversity of languages – you might decide to include the word for 'Welcome' in many different languages or something that represents what #ThinkLanguages means in your school community.

The Prize - We will get a professional artist to come to your school and make your design a reality!

1. Make sure there is an appropriate wall that can be used for this.
2. Make sure your school principal/management are happy for it to be done.
3. Get your creativity flowing .
4. Make sure to include lots of different languages!
5. Keep in mind all of the #ThinkLanguages themes.

Deadline for entries is Friday 17th December. The winning design will be chosen in January 2022.

TY Individual Student Competitions

We have **two more fantastic competitions** for all TY language enthusiasts.


EIL Intercultural Learning Prize:

This is a once in a lifetime opportunity. A fully funded 3-month scholarship to a country where the language you are learning is spoken. You will stay with a host family and attend a local school. Emphasis is on full language and cultural immersion. Your foreign language and communication skills will improve, you will become more self-confident and have lots of fun too!

Euro Languages College Prize:

This is a fantastic opportunity to make new friends, improve your language skills and have fun! A 3-week summer residential course in French, German or Spanish. You'll stay in a boarding school and be fully immersed in your chosen language. There are 5 different locations to choose from - Kildare, Clare, Westmeath, Limerick and Cork. There's a balance of classroom learning and fun-filled activities.

More information about these competitions and prizes will be available on languagesconnect.ie/thinklanguages and our social channels in the coming weeks.



When organising your event – be practical, be safe and be inclusive.

Practical – try to do what you can, but don't take on too much.

Safe – always follow your schools social distancing and safety guidelines.

Inclusive – try and include as many of the TY students as you can, but also let other students know what's going on and what #ThinkLanguages is all about.

For ideas about what kind of local speakers might get involved, check out the **13 Why learn a Language playlists** on Youtube – Irish people telling their stories about how much they enjoy learning languages at college, using languages at work and the experts telling us how important languages are for Ireland and the Irish economy.

More information about workshops, speakers and promotional ideas will be made available on **LanguagesConnect.ie/thinklanguages** and on our social channels in the coming weeks.

